



World Championship in Casting Sport 2009

CZECH REPUBLIC
ČESKÉ BUDĚJOVICE

9 – 13 September | České Budějovice | Czech Republic

Event 1: Fly Accuracy

Men

Rank	Start No.	Name	Nation	Points	Time	Final	
						Points	Time
1.	24	LEXA Patrik	CZE	100	02:27,0	100	01:49,6
2.	16	LUSSI Gerhard	CHE	100	02:50,7	100	02:30,9
3.	15	SCHWARZ Markus	CHE	100	02:20,6	95	01:54,4
4.	27	LUXA Josef	CZE	100	02:19,0	95	01:55,9
5.	2	NAGEL Jens	GER	100	02:40,5	95	02:03,9
6.	25	LUXA Jan	CZE	100	02:45,5	90	01:47,7
7.	21	STOPA Pavel	POL	100	02:46,1	85	01:34,4
8.	22	TARGOSZ Wlodzimierz	POL	100	02:42,0	65	01:12,3
9.	9	MICHALIK Karol	SVK	100	02:59,5		
10.	8	MÉSZÁROS Jan	SVK	100	03:04,3		
11.	28	KOBLIHA Karel	CZE	100	03:07,8		
12.	5	EBELING Olaf	GER	100	03:27,3		
13.	10	NÁHLIK Rastislav	SVK	100	03:40,9		
14.	19	KUZA Jacek	POL	100	03:55,4		
15.	4	VISSER Wiebold	GER	100	04:02,3		
16.	48	SAKURAI Akihiko	JPN	95	01:24,0		
17.	14	KLÄUSLER Markus	CHE	95	01:50,4		
18.	31	MEINDL Harald	AUT	95	02:27,1		
19.	47	STEVANOVIČ Dušan	SLO	95	02:42,1		
20.	68	KAVELJ Petar	CRO	95	02:44,0		
21.	32	LAY Gerhard	AUT	95	02:49,5		
22.	33	ZINNER Christian	AUT	95	03:07,5		
23.	41	ROMANOVSKIS Aleksandras	LIT	95	03:09,8		
24.	11	MIKULA Karol	SVK	95	03:10,8		
25.	42	SINKEVICIUS Laurynas	LIT	95	03:30,3		
26.	54	ERICSSON Lars-Eric	SWE	90	01:32,1		
27.	69	OŽBOLT Goran	CRO	90	01:41,4		
28.	67	POPOVIČ Marko	CRO	90	01:55,6		
29.	26	LEXA Tomáš	CZE	90	02:01,2		
30.	57	KRANSBERG Gustav	SWE	90	02:02,7		
31.	87	GJESSING Jarl Birkenes	NOR	90	02:14,0		
32.	3	STEIN Ralf	GER	90	02:14,1		
33.	45	FURLAN Borut	SLO	90	02:19,7		
34.	55	LINDGVIST Matjias	SWE	90	02:26,2		
35.	40	SVIRBUTAVICIUS Marijonas	LIT	90	02:29,8		
36.	30	GATTERMAIER Werner	AUT	90	02:39,9		

37.	29	VACULÍK Jaroslav		CZE	90	02:56,1
38.	36	del ROSARIO Gonzáles Alexis		ESP	90	03:03,1
39.	65	MITTEL Henry		USA	90	03:32,3
40.	23	SOBOTA Pawel		POL	90	03:39,1
41.	17	HÄSSIG Reto		CHE	90	03:49,4
42.	56	CEDERLUND Fredrik		SWE	85	01:34,8
43.	50	HOSHI Yoshitake		JPN	85	02:10,1
44.	88	BROVET Bruno		CRO	85	02:29,5
45.	66	TURK Marino		CRO	85	02:40,4
46.	20	PAPRZYCKI Janusz		POL	85	02:53,4
47.	6	BRÖSCH Michael		GER	85	03:43,8
48.	13	KONKOL Pavol		SVK	85	03:59,9
49.	12	MÉSZÁROS Juraj		SVK	85	05:04,6
50.	18	GRÜNIGER Alfred		CHE	80	03:01,0
51.	46	SOTENŠEK Tomo		SLO	80	04:10,2
52.	1	MAIRE-HENSGE Heinz		GER	80	02,34,3
53.	58	ERICSSON Ola		SWE	75	02:07,7
54.	44	ZORKO Bruno		SLO	75	02:31,6
55.	43	WATERS John		AUS	75	03:17,9
56.	64	CAILLAU Pierre		FRA	75	03:53,3
57.	51	NOZAKA Motomichi		JPN	75	04:23,4
58.	37	BAQUÉ Presas Rafel		ESP	70	02:08,9
59.	63	MINOUX Christophe		FRA	65	04:10,1
60.	35	CASTAÑÉ Jordi Miguel		ESP	55	02:18,1
61.	39	PLAZA Magaña Enrigue		ESP	45	02:41,1
62.	49	MATSUSHITA Katsuji		JPN	40	03:32,2
63.	62	PAGANI Edoardo		ITA	35	03:06,3



World Championship in Casting Sport 2009

CZECH REPUBLIC
ČESKÉ BUDĚJOVICE

9 – 13 September | České Budějovice | Czech Republic
































Event 2: Fly Distance Single Handed

World Record 71,75 m

Men

LUXA Jan (CZE)

Rank	Start No.	Name	Nation	Distance 1	Distance 2	Points	Final
1.	25	LUXA Jan	CZE	63,19	58,60	121,79	61,88
2.	22	TARGOSZ Włodzimierz	POL	61,97	60,57	122,54	61,08
3.	27	LUXA Josef	CZE	62,48	60,99	123,47	61,01
4.	6	BRÖSCH Michael	GER	60,90	57,39	118,29	60,60
5.	2	NAGEL Jens	GER	59,82	58,19	118,01	60,26
6.	1	MAIRE-HENSGE Heinz	GER	60,64	59,56	120,20	57,30
7.	54	ERICSSON Lars-Eric	SWE	58,78	57,88	116,66	56,38
8.	11	MIKULA Karol	SVK	58,75	56,30	115,05	54,12
9.	13	KONKOL Pavol	SVK	58,58	56,05	114,63	
10.	4	VISSER Wiebold	GER	58,38	57,52	115,90	
11.	28	KOBLIHA Karel	CZE	58,38	57,89	116,27	
12.	8	MÉSZÁROS Jan	SVK	58,34	55,94	114,28	
13.	40	SVIRBUTAVICIUS Marijonas	LIT	57,98	57,69	115,67	
14.	29	VACULÍK Jaroslav	CZE	57,86	56,96	114,82	
15.	26	LEXA Tomáš	CZE	57,71	57,56	115,27	
16.	5	EBELING Olaf	GER	57,67	56,35	114,02	
17.	12	MÉSZÁROS Juraj	SVK	57,66	56,14	113,80	
18.	87	GJESSING Jarl Birkenes	NOR	57,63	52,01	109,64	
19.	65	MITTEL Henry	USA	57,14	56,75	113,89	
20.	67	POPOVIČ Marko	CRO	56,78	52,56	109,34	
21.	56	CEDERLUND Fredrik	SWE	56,68	54,18	110,86	
22.	15	SCHWARZ Markus	CHE	56,58	56,51	113,09	
23.	19	KUZA Jacek	POL	56,44	54,92	111,36	
24.	24	LEXA Patrik	CZE	56,11	52,92	109,03	
25.	46	SOTENŠEK Tomo	SLO	56,10	53,14	109,24	
26.	3	STEIN Ralf	GER	56,09	54,67	110,76	
27.	43	WATERS John	AUS	55,98	51,88	107,86	
28.	21	STOPA Pavel	POL	55,96	53,74	109,70	
29.	89	HARALD Okern Jensen	NOR	55,80	54,43	107,86	
30.	10	NÁHLIK Rastislav	SVK	55,31	55,01	110,32	
31.	9	MICHALIK Karol	SVK	55,25	54,58	109,83	
32.	55	LINDGVIST Matjias	SWE	55,02	53,73	108,75	
33.	23	SOBOTA Pawel	POL	54,91	51,12	106,03	
34.	18	GRÜNIGER Alfred	CHE	54,28	52,15	106,43	
35.	36	del ROSARIO Gonzáles Alexis	ESP	54,22	53,85	108,07	
36.	37	BAQUÉ Presas Rafel	ESP	54,15	47,12	101,27	

37.	44	ZORKO Bruno		SLO	53,48	52,40	105,88
38.	62	PAGANI Edoardo		ITA	52,77	52,73	105,50
39.	20	PAPRZYCKI Janusz		POL	52,47	50,93	103,40
40.	45	FURLAN Borut		SLO	52,25	51,17	103,42
41.	50	HOSHI Yoshitake		JPN	52,24	48,39	100,63
42.	17	HÄSSIG Reto		CHE	51,56	51,66	103,22
43.	31	MEINDL Harald		AUT	51,38	50,01	101,39
44.	47	STEVANOVIČ Dušan		SLO	50,98	50,24	101,22
45.	16	LUSSI Gerhard		CHE	50,61	50,24	100,85
46.	42	SINKEVICIUS Laurynas		LIT	50,30	48,86	99,16
47.	58	ERICSSON Ola		SWE	49,66	49,35	99,01
48.	57	KRANSBERG Gustav		SWE	49,10	48,78	97,88
49.	48	SAKURAI Akihiko		JPN	49,08	46,79	95,87
50.	35	CASTAÑÉ Jordi Miguel		ESP	48,95	45,88	94,83
51.	33	ZINNER Christian		AUT	48,88	46,65	95,53
52.	60	NEWTON Hugh		GBR	48,77	45,12	93,89
53.	69	OŽBOLT Goran		CRO	48,45	42,70	91,15
54.	32	LAY Gerhard		AUT	47,98	47,67	95,65
55.	14	KLÄUSLER Markus		CHE	47,80	47,18	94,98
56.	68	KAVELJ Petar		CRO	47,75	47,41	95,16
57.	61	MILLER Andy		GBR	46,76	46,07	92,83
58.	30	GATTERMAIER Werner		AUT	45,97	45,07	91,04
59.	49	MATSUSHITA Katsuji		JPN	45,52	45,05	90,57
60.	66	TURK Marino		CRO	45,44	44,61	90,05
61.	88	BROVET Bruno		CRO	44,61	44,20	88,81
62.	39	PLAZA Magaña Enrigue		ESP	43,89	40,28	84,17
63.	41	ROMANOVSKIS Aleksandras		LIT	41,78	40,68	82,46
64.	59	HOWLETT Colin		GBR	41,58	40,81	82,39
65.	51	NOZAKA Motomichi		JPN	40,20	37,10	77,30
66.	64	CAILLAU Pierre		FRA	34,90	33,86	68,76
67.	34	ORTIZ Morla Manuel		ESP	33,34	32,14	65,48
68.	63	MINOUX Christophe		FRA	33,22	32,91	66,13



World Championship in Casting Sport 2009



























CZECH REPUBLIC
ČESKÉ BUDĚJOVICE

9 – 13 September | České Budějovice | Czech Republic

Event 3: Spinning Accouracy Arenberg Target

Men

Rank	Start No.	Name	Nation	Points	Time	Final	
						Points	Time
1.	4	VISSER Wiebold	GER	100	03:23,3	100	02:47,0
2.	24	LEXA Patrik	CZE	100	02:04,3	98	01:31,3
3.	26	LEXA Tomáš	CZE	100	02:27,5	98	01:49,9
4.	25	LUXA Jan	CZE	100	02:55,8	98	02:01,3
5.	67	POPOVIČ Marko	CRO	100	01:45,3	90	01:34,6
6.	14	KLÄUSLER Markus	CHE	100	02:31,3	90	02:24,5
7.	21	STOPA Pavel	POL	100	02:49,6	90	03:28,1
8.	3	STEIN Ralf	GER	100	02:26,6	80	01:55,3
9.	88	BROVET Bruno	CRO	98	01:37,0		
10.	15	SCHWARZ Markus	CHE	98	01:48,5		
11.	5	EBELING Olaf	GER	98	02:00,8		
12.	41	ROMANOVSKIS Aleksandras	LIT	98	02:08,6		
13.	68	KAVELJ Petar	CRO	98	02:14,1		
14.	28	KOBLIHA Karel	CZE	98	02:40,5		
15.	9	MICHALIK Karol	SVK	98	02:45,4		
16.	40	SVIRBUTAVICIUS Marijonas	LIT	96	01:36,1		
17.	23	SOBOTA Pawel	POL	96	01:49,9		
18.	42	SINKEVICIUS Laurynas	LIT	96	02:11,8		
19.	47	STEVANOVIČ Dušan	SLO	96	02:16,8		
20.	20	PAPRZYCKI Janusz	POL	96	02:29,9		
21.	19	KUZA Jacek	POL	96	02:42,6		
22.	45	FURLAN Borut	SLO	96	02:43,2		
23.	1	MAIRE-HENSGE Heinz	GER	96	02:54,0		
24.	69	OŽBOLT Goran	CRO	94	01:39,0		
25.	32	LAY Gerhard	AUT	94	02:04,1		
26.	6	BRÖSCH Michael	GER	94	02:12,7		
27.	57	KRANSBERG Gustav	SWE	94	02:16,6		
28.	55	LINDGVIST Matjias	SWE	94	02:16,8		
29.	8	MÉSZÁROS Jan	SVK	94	02:20,4		
30.	2	NAGEL Jens	GER	94	02:31,1		
31.	46	SOTENŠEK Tomo	SLO	94	03:05,9		
32.	37	BAQUÉ Presas Rafel	ESP	92	01:46,8		
33.	27	LUXA Josef	CZE	92	02:18,2		
34.	66	TURK Marino	CRO	92	02:24,2		
35.	22	TARGOSZ Włodzimierz	POL	92	02:50,3		
36.	16	LUSSI Gerhard	CHE	92	03:00,9		

37.	12	MÉSZÁROS Juraj		SVK	92	03:10,5
38.	33	ZINNER Christian		AUT	90	02:01,8
39.	18	GRÜNIGER Alfred		CHE	90	02:47,9
40.	50	HOSHI Yoshitake		JPN	90	03:35,1
41.	48	SAKURAI Akihiko		JPN	88	01:54,9
42.	65	MITTEL Henry		USA	88	02:24,6
43.	56	CEDERLUND Fredrik		SWE	88	02:25,0
44.	10	NÁHLIK Rastislav		SVK	88	02:42,6
45.	11	MIKULA Karol		SVK	86	02:30,3
46.	49	MATSUSHITA Katsuji		JPN	86	02:33,9
47.	17	HÄSSIG Reto		CHE	86	02:48,0
48.	31	MEINDL Harald		AUT	86	02:48,8
49.	63	MINOUX Christophe		FRA	86	02:56,4
50.	44	ZORKO Bruno		SLO	86	02:58,3
51.	43	WATERS John		AUS	84	02:19,9
52.	54	ERICSSON Lars-Eric		SWE	82	02:04,4
53.	13	KONKOL Pavol		SVK	82	03:22,4
54.	29	VACULÍK Jaroslav		CZE	80	02:38,9
55.	36	del ROSARIO Gonzáles Alexis		ESP	78	02:30,4
56.	64	CAILLAU Pierre		FRA	78	03:05,2
57.	58	ERICSSON Ola		SWE	74	02:34,5
58.	38	CASALS Cano Jordi		ESP	74	02:48,4
59.	35	CASTAÑÉ Jordi Miguel		ESP	72	02:34,2
60.	87	GJESSING Jarl Birkenes		NOR	70	02:37,1
61.	30	GATTERMAIER Werner		AUT	66	02:40,9
62.	34	ORTIZ Morla Manuel		ESP	64	02:10,5
63.	51	NOZAKA Motomichi		JPN	64	03:31,8
64.	39	PLAZA Magaña Enrigue		ESP	62	02:17,7
65.	62	PAGANI Edoardo		ITA	60	03:04,0
66.	52	KITAGAWA Tatsuhisa		JPN	52	03:20,6
67.	53	TATESHIMA Tatsuya		JPN	48	02:44,3



World Championship in Casting Sport 2009



















CZECH REPUBLIC
ČESKÉ BUDĚJOVICE

9 – 13 September | České Budějovice | Czech Republic

Event 4: Spinning Accuracy

Men

Rank	Start No.	Name	Nation	Points	Time	Final	
						Points	Time
1.	69	OŽBOLT Goran	CRO	100	02:58,7	100	02:33,0
2.	5	EBELING Olaf	GER	100	03:11,5	100	02:41,9
3.	2	NAGEL Jens	GER	100	04:03,1	100	03:34,8
4.	4	VISSER Wiebold	GER	100	05:05,0	100	04:39,2
5.	26	LEXA Tomáš	CZE	100	05:04,6	95	03:05,7
6.	25	LUXA Jan	CZE	100	05:00,8	90	03:43,5
7.	47	STEVANOVIČ Dušan	SLO	100	04:32,6	85	03:30,5
8.	15	SCHWARZ Markus	CHE	100	03:12,3	80	02:47,9
9.	40	SVIRBUTAVICIUS Marijonas	LIT	95	02:49,6		
10.	6	BRÖSCH Michael	GER	95	03:30,1		
11.	68	KAVELJ Petar	CRO	95	03:35,8		
12.	24	LEXA Patrik	CZE	95	03:42,2		
13.	42	SINKEVICIUS Laurynas	LIT	95	03:59,1		
14.	27	LUXA Josef	CZE	95	04:00,1		
15.	41	ROMANOVSKIS Aleksandras	LIT	95	04:04,2		
16.	45	FURLAN Borut	SLO	95	04:16,5		
17.	16	LUSSI Gerhard	CHE	95	04:16,8		
18.	28	KOBLIHA Karel	CZE	95	04:17,4		
19.	8	MÉSZÁROS Jan	SVK	95	04:22,6		
20.	20	PAPRZYCKI Janusz	POL	90	03:18,4		
21.	23	SOBOTA Pawel	POL	90	03:31,4		
22.	65	MITTEL Henry	USA	90	03:40,6		
23.	3	STEIN Ralf	GER	90	03:56,3		
24.	14	KLÄUSLER Markus	CHE	90	04:14,7		
25.	18	GRÜNIGER Alfred	CHE	90	05:06,0		
26.	32	LAY Gerhard	AUT	85	03:14,9		
27.	88	BROVET Bruno	CRO	85	03:23,4		
28.	48	SAKURAI Akihiko	JPN	85	03:35,8		
29.	67	POPOVIČ Marko	CRO	85	03:53,7		
30.	57	KRANSBERG Gustav	SWE	85	03:57,7		
31.	1	MAIRE-HENSGE Heinz	GER	85	04:09,7		
32.	22	TARGOSZ Wlodzimierz	POL	85	04:10,5		
33.	19	KUZA Jacek	POL	85	04:33,6		
34.	29	VACULÍK Jaroslav	CZE	85	04:43,5		
35.	13	KONKOL Pavol	SVK	85	05:03,6		
36.	37	BAQUÉ Presas Rafel	ESP	80	03:28,9		

37.	21	STOPA Pavel		POL	80	03:48,9
38.	54	ERICSSON Lars-Eric		SWE	80	03:59,7
39.	11	MIKULA Karol		SVK	80	04:06,5
40.	30	GATTERMAIER Werner		AUT	80	04:18,0
41.	66	TURK Marino		CRO	80	04:53,8
42.	44	ZORKO Bruno		SLO	80	05:06,2
43.	10	NÁHLIK Rastislav		SVK	75	04:13,7
44.	56	CEDERLUND Fredrik		SWE	75	04:32,8
45.	31	MEINDL Harald		AUT	75	04:35,2
46.	63	MINOUX Christophe		FRA	75	05:40,3
47.	12	MÉSZÁROS Juraj		SVK	75	05:43,6
48.	17	HÄSSIG Reto		CHE	70	03:45,8
49.	9	MICHALIK Karol		SVK	70	04:24,4
50.	46	SOTENŠEK Tomo		SLO	70	04:50,4
51.	64	CAILLAU Pierre		FRA	70	06:13,9
52.	33	ZINNER Christian		AUT	65	02:27,4
53.	36	del ROSARIO Gonzáles Alexis		ESP	65	03:44,6
54.	55	LINDGVIST Matjias		SWE	60	04:04,1
55.	49	MATSUSHITA Katsuji		JPN	60	04:23,4
56.	50	HOSHI Yoshitake		JPN	60	05:18,6
57.	87	GJESSING Jarl Birkenes		NOR	55	04:44,1
58.	35	CASTAÑÉ Jordi Miguel		ESP	55	04:55,4
59.	34	ORTIZ Morla Manuel		ESP	50	04:31,9
60.	58	ERICSSON Ola		SWE	45	03:41,0
61.	62	PAGANI Edoardo		ITA	40	05:19,9
62.	38	CASALS Cano Jordi		ESP	35	04:31,6
63.	53	TATESHIMA Tatsuya		JPN	35	04:53,2
64.	39	PLAZA Magaña Enrigue		ESP	35	05:19,0
65.	51	NOZAKA Motomichi		JPN	35	07:00,5
66.	52	KITAGAWA Tatsuhisa		JPN	25	06:01,6
67.	43	WATERS John		AUS	15	03:49,5



World Championship in Casting Sport 2009

CZECH REPUBLIC
ČESKÉ BUDĚJOVICE

9 – 13 September | České Budějovice | Czech Republic


































Event 5: Spinning Distance Single Handed

World Record 82,81 m

Men

HARTER Michael (GER)

Rank	Start No.	Name	Nation	Distance	Points	Final
1.	2	NAGEL Jens	GER	72,91	109,365	76,54
2.	15	SCHWARZ Markus	CHE	71,30	106,950	73,58
3.	13	KONKOL Pavol	SVK	74,40	111,600	72,52
4.	25	LUXA Jan	CZE	72,13	108,195	72,25
5.	40	SVIRBUTAVICIUS Marijonas	LIT	72,07	108,105	71,64
6.	22	TARGOSZ Wlodzimierz	POL	73,34	110,010	71,20
7.	10	NÁHLIK Rastislav	SVK	72,18	108,270	70,32
8.	34	ORTIZ Morla Manuel	ESP	73,15	109,725	58,70
9.	28	KOBLIHA Karel	CZE	71,15	106,725	
10.	14	KLÄUSLER Markus	CHE	70,90	106,350	
11.	19	KUZA Jacek	POL	70,56	105,840	
12.	24	LEXA Patrik	CZE	70,56	105,840	
13.	65	MITTEL Henry	USA	70,32	105,480	
14.	56	CEDERLUND Fredrik	SWE	69,91	104,865	
15.	1	MAIRE-HENSGE Heinz	GER	69,87	104,805	
16.	47	STEVANOVIČ Dušan	SLO	69,49	104,235	
17.	11	MIKULA Karol	SVK	69,34	104,010	
18.	9	MICHALIK Karol	SVK	69,31	103,965	
19.	38	CASALS Cano Jordi	ESP	69,25	103,875	
20.	3	STEIN Ralf	GER	68,85	103,275	
21.	36	del ROSARIO Gonzáles Alexis	ESP	68,74	103,110	
22.	54	ERICSSON Lars-Eric	SWE	68,59	102,885	
23.	29	VACULÍK Jaroslav	CZE	68,04	102,060	
24.	45	FURLAN Borut	SLO	68,02	102,030	
25.	6	BRÖSCH Michael	GER	67,80	101,700	
26.	33	ZINNER Christian	AUT	67,75	101,625	
27.	26	LEXA Tomáš	CZE	67,71	101,565	
28.	37	BAQUÉ Presas Rafel	ESP	67,63	101,445	
29.	20	PAPRZYCKI Janusz	POL	67,22	100,830	
30.	49	MATSUSHITA Katsuji	JPN	67,06	100,590	
31.	39	PLAZA Magaña Enrique	ESP	66,84	100,260	
32.	50	HOSHI Yoshitake	JPN	66,55	99,825	
33.	21	STOPA Pavel	POL	65,77	98,655	
34.	61	MILLER Andy	GBR	65,76	98,640	
35.	67	POPOVIČ Marko	CRO	65,56	98,340	
36.	12	MÉSZÁROS Juraj	SVK	65,40	98,100	

37.	18	GRÜNIGER Alfred		CHE	64,99	97,485
38.	69	OŽBOLT Goran		CRO	64,84	97,260
39.	57	KRANSBERG Gustav		SWE	64,8	97,200
40.	8	MÉSZÁROS Jan		SVK	64,77	97,155
41.	4	VISSER Wiebold		GER	64,63	96,945
42.	42	SINKEVICIUS Laurynas		LIT	64,51	96,765
43.	27	LUXA Josef		CZE	64,43	96,645
44.	52	KITAGAWA Tatsuhisa		JPN	64,13	96,195
45.	32	LAY Gerhard		AUT	63,76	95,640
46.	55	LINDGVIST Matjias		SWE	63,69	95,535
47.	88	BROVET Bruno		CRO	63,51	95,265
48.	5	EBELING Olaf		GER	63,19	94,785
49.	16	LUSSI Gerhard		CHE	63,11	94,665
50.	35	CASTAÑÉ Jordi Miguel		ESP	63,00	94,500
51.	30	GATTERMAIER Werner		AUT	62,98	94,470
52.	68	KAVELJ Petar		CRO	62,87	94,305
53.	46	SOTENŠEK Tomo		SLO	61,38	92,070
54.	60	NEWTON Hugh		GBR	61,30	91,950
55.	43	WATERS John		AUS	61,22	91,830
56.	53	TATESHIMA Tatsuya		JPN	61,08	91,620
57.	31	MEINDL Harald		AUT	60,90	91,350
58.	44	ZORKO Bruno		SLO	60,43	90,645
59.	59	HOWLETT Colin		GBR	60,23	90,345
60.	51	NOZAKA Motomichi		JPN	56,70	85,050
61.	66	TURK Marino		CRO	55,98	83,970
62.	23	SOBOTA Pawel		POL	55,54	83,310
63.	63	MINOUX Christophe		FRA	54,50	81,750
64.	17	HÄSSIG Reto		CHE	51,78	77,670
65.	58	ERICSSON Ola		SWE	50,42	75,630
66.	62	PAGANI Edoardo		ITA	48,12	72,180
67.	41	ROMANOVSKIS Aleksandras		LIT	0,00	0,000
68.	48	SAKURAI Akihiko		JPN	0,00	0,000
69.	64	CAILLAU Pierre		FRA	0,00	0,000



World Championship in Casting Sport 2009

CZECH REPUBLIC
ČESKÉ BUDĚJOVICE

9 – 13 September | České Budějovice | Czech Republic

Event 6: Fly Distance Double Handed

World Record 90,13 m

Men

MESZAROS Robert (SVK)

Rank	Start No.	Name	Nation	Distance 1	Distance 2	Points	Final
1.	24	LEXA Patrik	CZE	79,99	78,77	158,76	82,28
2.	27	LUXA Josef	CZE	81,02	79,96	160,98	81,21
3.	26	LEXA Tomáš	CZE	85,63	83,13	168,76	81,05
4.	28	KOBLIHA Karel	CZE	83,49	80,96	164,45	80,96
5.	1	MAIRE-HENSGE Heinz	GER	80,30	77,64	157,94	78,66
6.	2	NAGEL Jens	GER	78,95	78,94	157,89	77,59
7.	6	BRÖSCH Michael	GER	77,85	77,41	155,26	76,90
8.	14	KLÄUSLER Markus	CHE	80,82	76,87	157,69	76,44
9.	9	MICHALIK Karol	SVK	77,29	77,04	154,33	
10.	4	VISSER Wiebold	GER	77,00	76,53	153,53	
11.	19	KUZA Jacek	POL	76,98	73,05	150,03	
12.	25	LUXA Jan	CZE	76,63	75,76	152,39	
13.	54	ERICSSON Lars-Eric	SWE	76,45	74,61	151,06	
14.	65	MITTEL Henry	USA	75,86	75,30	151,16	
15.	29	VACULÍK Jaroslav	CZE	75,65	68,07	143,72	
16.	13	KONKOL Pavol	SVK	75,61	70,94	146,55	
17.	17	HÄSSIG Reto	CHE	75,18	72,35	147,53	
18.	22	TARGOSZ Włodzimierz	POL	75,03	74,25	149,28	
19.	37	BAQUÉ Presas Rafel	ESP	73,64	71,38	145,02	
20.	15	SCHWARZ Markus	CHE	73,57	73,11	146,68	
21.	10	NÁHLIK Rastislav	SVK	73,41	69,42	142,83	
22.	8	MÉSZÁROS Jan	SVK	73,06	70,86	143,92	
23.	20	PAPRZYCKI Janusz	POL	72,57	69,64	142,21	
24.	5	EBELING Olaf	GER	72,51	70,91	143,42	
25.	55	LINDGVIST Matjias	SWE	72,18	69,28	141,46	
26.	11	MIKULA Karol	SVK	72,16	71,46	143,62	
27.	3	STEIN Ralf	GER	71,91	70,24	142,15	
28.	87	GJESSING Jarl Birkenes	NOR	71,31	68,28	139,59	
29.	89	HARALD Okern Jensen	NOR	71,04	69,73	140,77	
30.	18	GRÜNIGER Alfred	CHE	70,45	68,82	139,27	
31.	43	WATERS John	AUS	69,77	64,91	134,68	
32.	12	MÉSZÁROS Juraj	SVK	69,59	64,66	134,25	
33.	50	HOSHI Yoshitake	JPN	68,69	68,18	136,87	
34.	21	STOPA Pavel	POL	67,29	65,50	132,79	
35.	58	ERICSSON Ola	SWE	66,24	64,36	130,60	
36.	60	NEWTON Hugh	GBR	66,11	64,56	130,67	

37.	36	del ROSARIO Gonzáles Alexis		ESP	65,84	64,99	130,83
38.	48	SAKURAI Akihiko		JPN	65,73	65,55	131,28
39.	35	CASTAÑÉ Jordi Miguel		ESP	64,59	62,24	126,83
40.	59	HOWLETT Colin		GBR	62,55	58,01	120,56
41.	49	MATSUSHITA Katsuji		JPN	62,54	61,65	124,19
42.	30	GATTERMAIER Werner		AUT	62,49	62,11	124,60
43.	23	SOBOTA Pawel		POL	61,27	60,99	122,26
44.	56	CEDERLUND Fredrik		SWE	60,37	60,08	120,45
45.	34	ORTIZ Morla Manuel		ESP	58,67	54,36	113,03
46.	61	MILLER Andy		GBR	57,52	52,30	109,82
47.	51	NOZAKA Motomichi		JPN	50,07	49,40	99,47
48.	31	MEINDL Harald		AUT	0,00	0,00	0,00
49.	7	BRUDER Klaus-Jürgen		GER			0,00
50.	16	LUSSI Gerhard		CHE			0,00
51.	32	LAY Gerhard		AUT			0,00
52.	33	ZINNER Christian		AUT			0,00
53.	38	CASALS Cano Jordi		ESP			0,00
54.	39	PLAZA Magaña Enrique		ESP			0,00
55.	40	SVIRBUTAVICIUS Marijonas		LIT			0,00
56.	41	ROMANOVSKIS Aleksandras		LIT			0,00
57.	42	SINKEVICIUS Laurynas		LIT			0,00
58.	44	ZORKO Bruno		SLO			0,00
59.	45	FURLAN Borut		SLO			0,00
60.	46	SOTENŠEK Tomo		SLO			0,00
61.	47	STEVANOVIČ Dušan		SLO			0,00
62.	52	KITAGAWA Tatsuhisa		JPN			0,00
63.	53	TATESHIMA Tatsuya		JPN			0,00
64.	57	KRANSBERG Gustav		SWE			0,00
65.	62	PAGANI Edoardo		ITA			0,00
66.	63	MINOUX Christophe		FRA			0,00
67.	64	CAILLAU Pierre		FRA			0,00
68.	66	TURK Marino		CRO			0,00
69.	67	POPOVIČ Marko		CRO			0,00
70.	68	KAVELJ Petar		CRO			0,00
71.	69	OŽBOLT Goran		CRO			0,00
72.	88	BROVET Bruno		CRO			0,00



World Championship in Casting Sport 2009

CZECH REPUBLIC
ČESKÉ BUDĚJOVICE

9 – 13 September | České Budějovice | Czech Republic

Event 7: Spinning Distance Double Handed

World Record 119,41 m

Men

BOETTGE Mikael (SWE)

Rank	Start No.	Name	Nation	Distance	Points	Final
1.	2	NAGEL Jens	GER	117,99	176,985	115,07
2.	38	CASALS Cano Jordi	ESP	113,25	169,875	113,72
3.	4	VISSER Wiebold	GER	110,70	166,050	109,49
4.	54	ERICSSON Lars-Eric	SWE	111,87	167,805	109,07
5.	3	STEIN Ralf	GER	109,82	164,730	107,96
6.	34	ORTIZ Morla Manuel	ESP	114,04	171,060	107,31
7.	11	MIKULA Karol	SVK	109,40	164,100	106,08
8.	65	MITTEL Henry	USA	110,09	165,135	104,05
9.	37	BAQUÉ Presas Rafel	ESP	108,88	163,320	
10.	9	MICHALIK Karol	SVK	108,36	162,540	
11.	14	KLÄUSLER Markus	CHE	107,85	161,775	
12.	12	MÉSZÁROS Juraj	SVK	107,82	161,730	
13.	6	BRÖSCH Michael	GER	107,57	161,355	
14.	36	del ROSARIO Gonzáles Alexis	ESP	107,44	161,160	
15.	24	LEXA Patrik	CZE	107,06	160,590	
16.	28	KOBLIHA Karel	CZE	107,00	160,500	
17.	27	LUXA Josef	CZE	106,77	160,155	
18.	8	MÉSZÁROS Jan	SVK	106,62	159,930	
19.	26	LEXA Tomáš	CZE	105,98	158,970	
20.	60	NEWTON Hugh	GBR	105,91	158,865	
21.	1	MAIRE-HENSGE Heinz	GER	105,23	157,845	
22.	53	TATESHIMA Tatsuya	JPN	105,08	157,620	
23.	13	KONKOL Pavol	SVK	105,07	157,605	
24.	5	EBELING Olaf	GER	104,61	156,915	
25.	52	KITAGAWA Tatsuhisa	JPN	104,05	156,075	
26.	19	KUZA Jacek	POL	103,86	155,790	
27.	58	ERICSSON Ola	SWE	103,75	155,625	
28.	55	LINDGVIST Matjias	SWE	103,49	155,235	
29.	17	HÄSSIG Reto	CHE	103,27	154,905	
30.	39	PLAZA Magaña Enrigue	ESP	102,72	154,080	
31.	25	LUXA Jan	CZE	102,64	153,960	
32.	18	GRÜNIGER Alfred	CHE	100,74	151,110	
33.	61	MILLER Andy	GBR	100,56	150,840	
34.	15	SCHWARZ Markus	CHE	100,53	150,795	
35.	30	GATTERMAIER Werner	AUT	100,21	150,315	
36.	20	PAPRZYCKI Janusz	POL	100,09	150,135	

37.	29	VACULÍK Jaroslav		CZE	100,04	150,060
38.	21	STOPA Pavel		POL	98,79	148,185
39.	49	MATSUSHITA Katsuji		JPN	98,72	148,080
40.	35	CASTAÑÉ Jordi Miguel		ESP	98,44	147,660
41.	10	NÁHLIK Rastislav		SVK	96,85	145,275
42.	43	WATERS John		AUS	95,89	143,835
43.	59	HOWLETT Colin		GBR	95,77	143,655
44.	31	MEINDL Harald		AUT	88,39	132,585
45.	51	NOZAKA Motomichi		JPN	87,17	130,755
46.	48	SAKURAI Akihiko		JPN	81,35	122,025
47.	22	TARGOSZ Wlodzimierz		POL	0,00	0,000
48.	23	SOBOTA Pawel		POL	0,00	0,000



World Championship in Casting Sport 2009

CZECH REPUBLIC
ČESKÉ BUDĚJOVICE

9 – 13 September | České Budějovice | Czech Republic

Event 8: Multiplier Accuracy

Men

Rank	Start No.	Name	Nation	Points	Time	Final	
						Points	Time
1.	15	SCHWARZ Markus	CHE	100	04:52,7	100	04:20,1
2.	14	KLÄUSLER Markus	CHE	100	05:50,7	100	04:56,3
3.	1	MAIRE-HENSGE Heinz	GER	100	06:04,4	100	05:02,8
4.	5	EBELING Olaf	GER	100	04:26,1	95	03:59,1
5.	7	BRUDER Klaus-Jürgen	GER	90	05:08,8	90	04:03,9
6.	48	SAKURAI Akihiko	JPN	90	04:47,2	90	04:10,5
7.	19	KUZA Jacek	POL	90	04:42,5	75	04:15,7
8.	28	KOBLIHA Karel	CZE	95	06:04,8	65	05:33,9
9.	3	STEIN Ralf	GER	90	05:21,1		
10.	2	NAGEL Jens	GER	85	04:11,5		
11.	54	ERICSSON Lars-Eric	SWE	80	03:40,9		
12.	20	PAPRZYCKI Janusz	POL	80	03:42,3		
13.	24	LEXA Patrik	CZE	80	03:48,8		
14.	65	MITTEL Henry	USA	80	05:12,9		
15.	49	MATSUSHITA Katsuji	JPN	80	05:46,4		
16.	57	KRANSBERG Gustav	SWE	80	06:07,7		
17.	21	STOPA Pavel	POL	75	04:37,7		
18.	9	MICHALIK Karol	SVK	75	06:06,7		
19.	25	LUXA Jan	CZE	75	06:08,6		
20.	35	CASTAÑÉ Jordi Miguel	ESP	70	03:39,3		
21.	6	BRÖSCH Michael	GER	70	04:19,5		
22.	37	BAQUÉ Presas Rafel	ESP	70	05:03,2		
23.	43	WATERS John	AUS	65	04:04,9		
24.	67	POPOVIČ Marko	CRO	65	05:20,8		
25.	16	LUSSI Gerhard	CHE	65	06:18,6		
26.	64	CAILLAU Pierre	FRA	65	07:06,0		
27.	26	LEXA Tomáš	CZE	60	04:29,4		
28.	63	MINOUX Christophe	FRA	60	06:03,5		
29.	55	LINDGVIST Matjias	SWE	60	06:27,7		
30.	18	GRÜNIGER Alfred	CHE	60	06:40,6		
31.	56	CEDERLUND Fredrik	SWE	60	09:17,8		
32.	27	LUXA Josef	CZE	55	04:36,3		
33.	22	TARGOSZ Wlodzimierz	POL	55	04:38,8		
34.	23	SOBOTA Pawel	POL	55	05:54,4		
35.	8	MÉSZÁROS Jan	SVK	55	06:01,0		
36.	38	CASALS Cano Jordi	ESP	50	03:21,9		

37.	36	del ROSARIO Gonzáles Alexis		ESP	50	04:48,8
38.	39	PLAZA Magaña Enrigue		ESP	50	05:17,5
39.	12	MÉSZÁROS Juraj		SVK	50	08:18,9
40.	34	ORTIZ Morla Manuel		ESP	45	05:47,3
41.	51	NOZAKA Motomichi		JPN	45	06:39,1
42.	13	KONKOL Pavol		SVK	45	06:44,3
43.	58	ERICSSON Ola		SWE	30	04:29,9
44.	29	VACULÍK Jaroslav		CZE	30	07:25,3
45.	66	TURK Marino		CRO	25	05:16,7
46.	52	KITAGAWA Tatsuhisa		JPN	25	05:19,4
47.	53	TATESHIMA Tatsuya		JPN	5	08:01,5



World Championship in Casting Sport 2009

CZECH REPUBLIC
ČESKÉ BUDĚJOVICE

9 – 13 September | České Budějovice | Czech Republic

Event 9: Multiplier Distance Single Handed

World Record 116,32 m

Men

HOWLETT Colin (GBR)

Rank	Start No.	Name	Nation	Distance	Points	Final
1.	2	NAGEL Jens	GER	106,86	160,290	109,14
2.	14	KLÄUSLER Markus	CHE	112,21	168,315	108,76
3.	61	MILLER Andy	GBR	108,8	163,200	105,71
4.	38	CASALS Cano Jordi	ESP	106,48	159,720	104,16
5.	1	MAIRE-HENSGE Heinz	GER	105,97	158,955	104,14
6.	5	EBELING Olaf	GER	108,1	162,150	104,03
7.	59	HOWLETT Colin	GBR	106,66	159,990	103,56
8.	19	KUZA Jacek	POL	105,91	158,865	96,76
9.	36	del ROSARIO Gonzáles Alexis	ESP	105,32	157,980	
10.	65	MITTEL Henry	USA	105,02	157,530	
11.	3	STEIN Ralf	GER	103,68	155,520	
12.	53	TATESHIMA Tatsuya	JPN	102,60	153,900	
13.	60	NEWTON Hugh	GBR	102,47	153,705	
14.	34	ORTIZ Morla Manuel	ESP	101,88	152,820	
15.	37	BAQUÉ Presas Rafel	ESP	101,8	152,700	
16.	56	CEDERLUND Fredrik	SWE	100,49	150,735	
17.	20	PAPRZYCKI Janusz	POL	100,37	150,555	
18.	7	BRUDER Klaus-Jürgen	GER	100,26	150,390	
19.	48	SAKURAI Akihiko	JPN	99,85	149,775	
20.	9	MICHALIK Karol	SVK	99,27	148,905	
21.	29	VACULÍK Jaroslav	CZE	98,1	147,150	
22.	43	WATERS John	AUS	97,95	146,925	
23.	52	KITAGAWA Tatsuhisa	JPN	97,38	146,070	
24.	28	KOBLIHA Karel	CZE	97,2	145,800	
25.	6	BRÖSCH Michael	GER	97,04	145,560	
26.	24	LEXA Patrik	CZE	96,42	144,630	
27.	54	ERICSSON Lars-Eric	SWE	96,18	144,270	
28.	39	PLAZA Magaña Enrigue	ESP	94,27	141,405	
29.	49	MATSUSHITA Katsuji	JPN	93,02	139,530	
30.	8	MÉSZÁROS Jan	SVK	92,89	139,335	
31.	18	GRÜNIGER Alfred	CHE	92,31	138,465	
32.	27	LUXA Josef	CZE	92,12	138,180	
33.	55	LINDGVIST Matjias	SWE	91,61	137,415	
34.	26	LEXA Tomáš	CZE	90,92	136,380	
35.	15	SCHWARZ Markus	CHE	89,1	133,650	
36.	58	ERICSSON Ola	SWE	87,33	130,995	

37.	12	MÉSZÁROS Juraj		SVK	85,78	128,670
38.	25	LUXA Jan		CZE	84,04	126,060
39.	23	SOBOTA Pawel		POL	76,46	114,690
40.	51	NOZAKA Motomichi		JPN	76,06	114,090
41.	21	STOPA Pavel		POL	67,17	100,755
42.	35	CASTAÑÉ Jordi Miguel		ESP	0,00	0,000
43.	13	KONKOL Pavol		SVK	0,00	0,000
44.	22	TARGOSZ Włodzimierz		POL	0,00	0,000



World Championship in Casting Sport 2009

CZECH REPUBLIC
ČESKÉ BUDĚJOVICE

9 – 13 September | České Budějovice | Czech Republic






















Event 1 - 5 Pentathlon

World Record 568,835

Men

NAGEL Jens (GER)

Rank	Start No.	Name	Nation	D1	D2	D3	D4	D5	TOTAL
1.	25	LUXA Jan	CZE	100	121,79	100	100	108,195	529,985
2.	2	NAGEL Jens	GER	100	118,01	94	100	109,365	521,375
3.	15	SCHWARZ Markus	CHE	100	113,09	98	100	106,950	518,040
4.	28	KOBLIHA Karel	CZE	100	116,27	98	95	106,725	515,995
5.	4	VISSER Wiebold	GER	100	115,90	100	100	96,945	512,845
6.	24	LEXA Patrik	CZE	100	109,03	100	95	105,840	509,870
7.	22	TARGOSZ Włodzimierz	POL	100	122,54	92	85	110,010	509,550
8.	27	LUXA Josef	CZE	100	123,47	92	95	96,645	507,115
9.	26	LEXA Tomáš	CZE	90	115,27	100	100	101,565	506,835
10.	5	EBELING Olaf	GER	100	114,02	98	100	94,785	506,805
11.	40	SVIRBUTAVICIUS Marijonas	LIT	90	115,67	96	95	108,105	504,775
12.	8	MÉSZÁROS Jan	SVK	100	114,28	94	95	97,155	500,435
13.	19	KUZA Jacek	POL	100	111,36	96	85	105,840	498,200
14.	47	STEVANOVIČ Dušan	SLO	95	101,22	96	100	104,235	496,455
15.	3	STEIN Ralf	GER	90	110,76	100	90	103,275	494,035
16.	6	BRÖSCH Michael	GER	85	118,29	94	95	101,700	493,990
17.	21	STOPA Pavel	POL	100	109,70	100	80	98,655	488,355
18.	65	MITTEL Henry	USA	90	113,89	88	90	105,480	487,370
19.	45	FURLAN Borut	SLO	90	103,42	96	95	102,030	486,450
20.	14	KLÄUSLER Markus	CHE	95	94,98	100	90	106,350	486,330
21.	1	MAIRE-HENSGE Heinz	GER	80	120,20	96	85	104,805	486,005
22.	67	POPOVIČ Marko	CRO	90	109,34	100	85	98,340	482,680
23.	16	LUSSI Gerhard	CHE	100	100,85	92	95	94,665	482,515
24.	42	SINKEVICIUS Laurynas	LIT	95	99,16	96	95	96,765	481,925
25.	9	MICHALIK Karol	SVK	100	109,83	98	70	103,965	481,795
26.	10	NÁHLIK Rastislav	SVK	100	110,32	88	75	108,270	481,590
27.	11	MIKULA Karol	SVK	95	115,05	86	80	104,010	480,060
28.	13	KONKOL Pavol	SVK	85	114,63	82	85	111,600	478,230
29.	68	KAVELJ Petar	CRO	95	95,16	98	95	94,305	477,465
30.	20	PAPRZYCKI Janusz	POL	85	103,40	96	90	100,830	475,230
31.	69	OŽBOLT Goran	CRO	90	91,15	94	100	97,260	472,410
32.	29	VACULÍK Jaroslav	CZE	90	114,82	80	85	102,060	471,880
33.	54	ERICSSON Lars-Eric	SWE	90	116,66	82	80	102,885	471,545
34.	23	SOBOTA Pawel	POL	90	106,03	96	90	83,310	465,340
35.	32	LAY Gerhard	AUT	95	95,65	94	85	95,640	465,290
36.	57	KRANSBERG Gustav	SWE	90	97,88	94	85	97,200	464,080
37.	18	GRÜNIGER Alfred	CHE	80	106,43	90	90	97,485	463,915
38.	12	MÉSZÁROS Juraj	SVK	85	113,80	92	75	98,100	463,900
39.	56	CEDERLUND Fredrik	SWE	85	110,86	88	75	104,865	463,725
40.	88	BROVET Bruno	CRO	85	88,81	98	85	95,265	452,075
41.	31	MEINDL Harald	AUT	95	101,39	86	75	91,350	448,740

42.	55	LINDGVIST Matjias		SWE	90	108,75	94	60	95,535	448,285
43.	33	ZINNER Christian		AUT	95	95,53	90	65	101,625	447,155
44.	46	SOTENŠEK Tomo		SLO	80	109,24	94	70	92,070	445,310
45.	37	BAQUÉ Presas Rafel		ESP	70	101,27	92	80	101,445	444,715
46.	36	del ROSARIO Gonzáles Alexis		ESP	90	108,07	78	65	103,110	444,180
47.	44	ZORKO Bruno		SLO	75	105,88	86	80	90,645	437,525
48.	50	HOSHI Yoshitake		JPN	85	100,63	90	60	99,825	435,455
49.	66	TURK Marino		CRO	85	90,05	92	80	83,970	431,020
50.	17	HÄSSIG Reto		CHE	90	103,22	86	70	77,670	426,890
51.	30	GATTERMAIER Werner		AUT	90	91,04	66	80	94,470	421,510
52.	49	MATSUSHITA Katsuji		JPN	40	90,57	86	60	100,590	377,160
53.	63	MINOUX Christophe		FRA	65	66,13	86	75	81,750	373,880
54.	43	WATERS John		AUS	75	107,86	84	15	91,830	373,690
55.	35	CASTAÑÉ Jordi Miguel		ESP	55	94,83	72	55	94,500	371,330
56.	41	ROMANOVSKIS Aleksandras		LIT	95	82,46	98	95	0,000	370,460
57.	58	ERICSSON Ola		SWE	75	99,01	74	45	75,630	368,640
58.	48	SAKURAI Akihiko		JPN	95	95,87	88	85	0,000	363,870
59.	51	NOZAKA Motomichi		JPN	75	77,30	64	35	85,050	336,350
60.	39	PLAZA Magaña Enrigue		ESP	45	84,17	62	35	100,260	326,430
61.	62	PAGANI Edoardo		ITA	35	105,5	60	40	72,180	312,680
62.	64	CAILLAU Pierre		FRA	75	68,76	78	70	0,000	291,760



World Championship in Casting Sport 2009

CZECH REPUBLIC
ČESKÉ BUDĚJOVICE

9 – 13 September | České Budějovice | Czech Republic







Event 1 - 7, Hepathlon

World Record 947,560

Men

LEXA Patrik (CZE)

Rank	Start No.	Name	Nation	D1-5	D6	D7	TOTAL
1.	2	NAGEL Jens	GER	521,375	157,890	176,985	856,250
2.	28	KOBLIHA Karel	CZE	515,995	164,450	160,500	840,945
3.	25	LUXA Jan	CZE	529,985	152,390	153,960	836,335
4.	26	LEXA Tomáš	CZE	506,835	168,760	158,970	834,565
5.	4	VISSER Wiebold	GER	512,845	153,530	166,050	832,425
6.	24	LEXA Patrik	CZE	509,870	158,760	160,590	829,220
7.	27	LUXA Josef	CZE	507,115	160,980	160,155	828,250
8.	15	SCHWARZ Markus	CHE	518,040	146,680	150,795	815,515
9.	6	BRÖSCH Michael	GER	493,990	155,260	161,355	810,605
10.	5	EBELING Olaf	GER	506,805	143,420	156,915	807,140
11.	14	KLÄUSLER Markus	CHE	486,330	157,690	161,775	805,795
12.	8	MÉSZÁROS Jan	SVK	500,435	143,920	159,930	804,285
13.	19	KUZA Jacek	POL	498,200	150,030	155,790	804,020
14.	65	MITTEL Henry	USA	487,370	151,160	165,135	803,665
15.	1	MAIRE-HENSGE Heinz	GER	486,005	157,940	157,845	801,790
16.	3	STEIN Ralf	GER	494,035	142,150	164,730	800,915
17.	9	MICHALIK Karol	SVK	481,795	154,330	162,540	798,665
18.	54	ERICSSON Lars-Eric	SWE	471,545	151,060	167,805	790,410
19.	11	MIKULA Karol	SVK	480,060	143,620	164,100	787,780
20.	13	KONKOL Pavol	SVK	478,230	146,550	157,605	782,385
21.	10	NÁHLIK Rastislav	SVK	481,590	142,830	145,275	769,695
22.	21	STOPA Pavel	POL	488,355	132,790	148,185	769,330
23.	20	PAPRZYCKI Janusz	POL	475,230	142,210	150,135	767,575
24.	29	VACULÍK Jaroslav	CZE	471,880	143,720	150,060	765,660
25.	12	MÉSZÁROS Juraj	SVK	463,900	134,250	161,730	759,880
26.	18	GRÜNIGER Alfred	CHE	463,915	139,270	151,110	754,295
27.	37	BAQUÉ Presas Rafel	ESP	444,715	145,020	163,320	753,055
28.	55	LINDGVIST Matjias	SWE	448,285	141,460	155,235	744,980
29.	36	del ROSARIO Gonzáles Alexis	ESP	444,180	130,830	161,160	736,170
30.	17	HÄSSIG Reto	CHE	426,890	147,530	154,905	729,325
31.	30	GATTERMAIER Werner	AUT	421,510	124,600	150,315	696,425
32.	22	TARGOSZ Wlodzimierz	POL	509,550	149,280	0,000	658,830
33.	58	ERICSSON Ola	SWE	368,640	130,600	155,625	654,865
34.	43	WATERS John	AUS	373,690	134,680	143,835	652,205
35.	49	MATSUSHITA Katsuji	JPN	377,160	124,190	148,080	649,430
36.	35	CASTAÑÉ Jordi Miguel	ESP	371,330	126,830	147,660	645,820

37.	48	SAKURAI Akihiko		JPN	363,870	131,280	122,025	617,175
38.	23	SOBOTA Pawel		POL	465,340	122,260	0,000	587,600
39.	56	CEDERLUND Fredrik		SWE	463,725	120,450	0,000	584,175
40.	31	MEINDL Harald		AUT	448,740	0,000	132,585	581,325
41.	34	ORTIZ Morla Manuel		ESP	289,205	113,030	171,060	573,295
42.	51	NOZAKA Motomichi		JPN	336,350	99,470	130,755	566,575



World Championship in Casting Sport 2009

CZECH REPUBLIC
ČESKÉ BUDĚJOVICE

9 – 13 September | České Budějovice | Czech Republic

Event 1 - 9, All Round

World Record 1191,825

Men

MAIRE-HENSGE Heinz (GER)

Rank	Start No.	Name	Nation	D1-7	D8	D9	TOTAL
1.	2	NAGEL Jens	GER	856,250	85	160,290	1101,540
2.	28	KOBLIHA Karel	CZE	840,945	95	145,800	1081,745
3.	14	KLÄUSLER Markus	CHE	805,795	100	168,315	1074,110
4.	5	EBELING Olaf	GER	807,140	100	162,150	1069,290
5.	1	MAIRE-HENSGE Heinz	GER	801,790	100	158,955	1060,745
6.	24	LEXA Patrik	CZE	829,220	80	144,630	1053,850
7.	19	KUZA Jacek	POL	804,020	90	158,865	1052,885
8.	15	SCHWARZ Markus	CHE	815,515	100	133,650	1049,165
9.	3	STEIN Ralf	GER	800,915	90	155,520	1046,435
10.	65	MITTEL Henry	USA	803,665	80	157,530	1041,195
11.	25	LUXA Jan	CZE	836,335	75	126,060	1037,395
12.	26	LEXA Tomáš	CZE	834,565	60	136,380	1030,945
13.	6	BRÖSCH Michael	GER	810,605	70	145,560	1026,165
14.	9	MICHALIK Karol	SVK	798,665	75	148,905	1022,570
15.	27	LUXA Josef	CZE	828,250	55	138,180	1021,430
16.	54	ERICSSON Lars-Eric	SWE	790,410	80	144,270	1014,680
17.	8	MÉSZÁROS Jan	SVK	804,285	55	139,335	998,620
18.	20	PAPRZYCKI Janusz	POL	767,575	80	150,555	998,130
19.	37	BAQUÉ Presas Rafel	ESP	753,055	70	152,700	975,755
20.	18	GRÜNIGER Alfred	CHE	754,295	60	138,465	952,760
21.	21	STOPA Pavel	POL	769,330	75	100,755	945,085
22.	36	del ROSARIO Gonzáles Alexis	ESP	736,170	50	157,980	944,150
23.	29	VACULÍK Jaroslav	CZE	765,660	30	147,150	942,810
24.	55	LINDGVIST Matjias	SWE	744,980	60	137,415	942,395
25.	12	MÉSZÁROS Juraj	SVK	759,880	50	128,670	938,550
26.	49	MATSUSHITA Katsuji	JPN	649,430	80	139,530	868,960
27.	43	WATERS John	AUS	652,205	65	146,925	864,130
28.	48	SAKURAI Akihiko	JPN	617,175	90	149,775	856,950
29.	13	KONKOL Pavol	SVK	782,385	45	0,000	827,385
30.	58	ERICSSON Ola	SWE	654,865	30	130,995	815,860
31.	56	CEDERLUND Fredrik	SWE	584,175	60	150,735	794,910
32.	34	ORTIZ Morla Manuel	ESP	573,295	45	152,820	771,115
33.	23	SOBOTA Pawel	POL	587,600	55	114,690	757,290
34.	51	NOZAKA Motomichi	JPN	566,575	45	114,090	725,665
35.	35	CASTAÑÉ Jordi Miguel	ESP	645,820	70	0,000	715,820
36.	22	TARGOSZ Wlodzimierz	POL	658,830	55	0,000	713,830



World Championship in Casting Sport 2009

CZECH REPUBLIC
ČESKÉ BUDĚJOVICE

9 – 13 September | České Budějovice | Czech Republic

Team Results 5 Camp Men

Rank	Nation	Name 1	Points	Name 2	Points	Name 3	Points	Name 4	Points	Teamscore
1	CZE	LEXA Patrik	509,870	LUXA Jan	529,985	LEXA Tomáš	506,835	LUXA Josef	507,115	2053,805
2	GER	MAIRE-HENSGE Heinz	486,005	NAGEL Jens	521,375	STEIN Ralf	494,035	VISSER Wiebold	512,845	2014,260
3	POL	KUZA Jacek	498,200	PAPRZYCKI Janusz	475,230	STOPA Pavel	488,355	TARGOSZ Włodzimierz	509,550	1971,335
4	SVK	MÉSZÁROS Jan	500,435	MICHALIK Karol	481,795	MÉSZÁROS Juraj	463,900	NÁHLIK Rastislav	481,590	1927,720
5	CHE	KLÄUSLER Markus	486,330	SCHWARZ Markus	518,040	LUSSI Gerhard	483,515	HÄSSIG Reto	426,890	1914,775
6	SLO	ZORKO Bruno	437,525	FURLAN Borut	486,450	SOTENŠEK Tomo	445,310	STEVANOVIČ Dušan	496,455	1865,740
7	CRO	TURK Marino	431,020	POPOVIČ Marko	482,680	KAVELJ Petar	477,465	OŽBOLT Goran	472,410	1863,575
8	SWE	ERICSSON Lars-Eric	471,545	LINDGVIST Matjias	448,285	CEDERLUND Fredrik	463,725	KRANSBERG Gustav	464,080	1847,635
9	AUT	GATTERMAIER Werner	421,510	MEINDL Harald	448,740	LAY Gerhard	465,290	ZINNER Christian	447,155	1782,695
10	ESP	PLAZA Magaña Enrigue	326,430	CASTAÑÉ Jordi Miguel	371,330	del ROSARIO Gonzáles Alexis	444,180	BAQUÉ Presas Rafael	444,715	1586,655
11	JPN	SAKURAI Akihiko	363,870	MATSUSHITA Katsuji	377,160	HOSHI Yoshitake	435,455	NOZAKA Motomichi	336,350	1512,835



World Championship in Casting Sport 2009

CZECH REPUBLIC
ČESKÉ BUDĚJOVICE

9 – 13 September | České Budějovice | Czech Republic

Event 1: Fly Accuracy

Ladies

Rank	Start No.	Name	Nation	Points	Time	Final	
						Points	Time
1.	80	HAVELKOVÁ Tereza	CZE	95	03:01,5	100	02:24,8
2.	82	KLÄUSLER Alena	AUT	100	02:58,5	100	02:30,3
3.	70	MAISEL Jana	GER	100	02:03,3	95	01:37,0
4.	79	MÍKOVÁ Barbora	CZE	85	02:46,9	90	02:17,2
5.	76	KUZA Magdalena	POL	90	03:38,4	90	03:25,3
6.	75	JANKOVIČOVÁ Lucia	SVK	90	03:54,5	60	03:55,7
7.	84	SVIRBUTAVICIUTE Ugne	LIT	85	03:14,8		
8.	81	BRONČKOVÁ Jana	CZE	85	04:02,2		
9.	72	ERNST Kathrin	GER	80	02:28,7		
10.	71	DÜRRWALD Sabrina	GER	80	02:51,0		
11.	77	PECYNA Natalia	POL	80	03:17,9		
12.	74	MÉMETHOVÁ Michaela	SVK	80	04:26,9		
13.	85	MIKSTIENE Vilma	LIT	70	03:56,6		
14.	83	STEINBERGER Sabine	AUT	65	03:53,0		
15.	86	MORILD Linnea	SWE	65	04:56,9		
16.	92	BROVET Dunja	CRO	60	04:07,9		
17.	78	ŽEBROWSKA Jagoda	POL	60	04:38,2		
18.	91	ŽURGA Snežana	CRO	50	03:22,4		



World Championship in Casting Sport 2009

CZECH REPUBLIC
ČESKÉ BUDĚJOVICE

9 – 13 September | České Budějovice | Czech Republic

Event 2: Fly Distance Single Handed

World Record 57,98 m

Ladies

CHUTNÁ Julie (CZE)

Rank	Start No.	Name	Nation	Distance 1	Distance 2	Points	Final
1.	72	ERNST Kathrin	GER	55,63	52,46	108,09	55,15
2.	82	KLÄUSLER Alena	AUT	53,79	50,61	104,40	52,34
3.	81	BRONČKOVÁ Jana	CZE	48,59	48,57	97,16	50,86
4.	71	DÜRRWALD Sabrina	GER	49,45	47,13	96,58	50,17
5.	70	MAISEL Jana	GER	48,30	47,22	95,52	49,98
6.	79	MÍKOVÁ Barbora	CZE	47,64	44,44	92,08	44,26
7.	80	HAVELKOVÁ Tereza	CZE	45,75	45,74	91,49	
8.	74	MÉMETHOVÁ Michaela	SVK	43,33	42,33	85,66	
9.	85	MIKSTIENE Vilma	LIT	43,09	41,99	85,08	
10.	83	STEINBERGER Sabine	AUT	41,93	41,27	83,20	
11.	77	PECYNA Natalia	POL	41,46	41,32	82,78	
12.	76	KUZA Magdalena	POL	40,72	40,04	80,76	
13.	86	MORILD Linnea	SWE	40,22	39,31	79,53	
14.	75	JANKOVIČOVÁ Lucia	SVK	39,18	38,07	77,25	
15.	78	ŽEBROWSKA Jagoda	POL	38,38	36,80	75,18	
16.	92	BROVET Dunja	CRO	37,82	35,40	73,22	
17.	84	SVIRBUTAVICIUTE Ugne	LIT	35,53	35,35	70,88	
18.	91	ŽURGA Snežana	CRO	29,99	29,61	59,60	



World Championship in Casting Sport 2009

CZECH REPUBLIC
ČESKÉ BUDĚJOVICE

9 – 13 September | České Budějovice | Czech Republic

Event 3: Spinning Accuracy Arenberg Target

Ladies

Rank	Start No.	Name	Nation	Points	Time	Final	
						Points	Time
1.	70	MAISEL Jana	GER	96	01:53,6	100	01:44,9
2.	91	ŽURGA Snežana	CRO	98	02:26,4	94	02:09,8
3.	84	SVIRBUTAVICIUTE Ugne	LIT	92	02:06,7	92	02:03,1
4.	80	HAVELKOVÁ Tereza	CZE	96	02:44,7	88	02:09,1
5.	82	KLÄUSLER Alena	AUT	96	03:19,6	86	02:09,7
6.	74	MÉMETHOVÁ Michaela	SVK	92	02:31,5	86	02:18,6
7.	79	MÍKOVÁ Barbora	CZE	90	02:08,0		
8.	76	KUZA Magdalena	POL	90	02:10,2		
9.	81	BRONČKOVÁ Jana	CZE	90	02:24,9		
10.	86	MORILD Linnea	SWE	90	03:35,5		
11.	78	ŽEBROWSKA Jagoda	POL	88	02:40,6		
12.	77	PECYNA Natalia	POL	86	01:50,6		
13.	71	DÜRRWALD Sabrina	GER	86	02:08,4		
14.	85	MIKSTIENE Vilma	LIT	82	03:22,4		
15.	83	STEINBERGER Sabine	AUT	78	02:43,5		
16.	75	JANKOVIČOVÁ Lucia	SVK	74	03:01,8		
17.	72	ERNST Kathrin	GER	74	03:44,3		
18.	92	BROVET Dunja	CRO	64	02:44,6		



World Championship in Casting Sport 2009

CZECH REPUBLIC
ČESKÉ BUDĚJOVICE

9 – 13 September | České Budějovice | Czech Republic

Event 4: Spinning Accuracy

Ladies

Rank	Start No.	Name	Nation	Points	Time	Final	
						Points	Time
1.	70	MAISEL Jana	GER	85	03:14,1	95	03:05,9
2.	76	KUZA Magdalena	POL	95	03:36,1	95	03:18,7
3.	79	MÍKOVÁ Barbora	CZE	90	03:57,7	90	03:32,3
4.	81	BRONČKOVÁ Jana	CZE	90	03:31,9	90	03:41,1
5.	91	ŽURGA Snežana	CRO	90	04:09,3	75	04:07,9
6.	84	SVIRBUTAVICIUTE Ugne	LIT	95	03:32,8	65	03:52,4
7.	77	PECYNA Natalia	POL	85	03:42,0		
8.	82	KLÄUSLER Alena	AUT	85	04:17,2		
9.	83	STEINBERGER Sabine	AUT	85	06:14,2		
10.	71	DÜRRWALD Sabrina	GER	80	03:40,7		
11.	80	HAVELKOVÁ Tereza	CZE	75	04:25,6		
12.	85	MIKSTIENE Vilma	LIT	75	05:45,8		
13.	75	JANKOVIČOVÁ Lucia	SVK	70	05:21,9		
14.	74	MÉMETHOVÁ Michaela	SVK	65	04:08,0		
15.	72	ERNST Kathrin	GER	65	04:53,7		
16.	86	MORILD Linnea	SWE	65	05:39,9		
17.	78	ŽEBROWSKA Jagoda	POL	55	04:19,1		
18.	92	BROVET Dunja	CRO	55	04:37,3		



World Championship in Casting Sport 2009

CZECH REPUBLIC
ČESKÉ BUDĚJOVICE


















9 – 13 September | České Budějovice | Czech Republic

Event 5: Spinning Distance Single Handed

World Record 73,41 m

Ladies

KOSONEN Marianne (FIN)

Rank	Start No.	Name	Nation	Distance	Points	Final
1.	76	KUZA Magdalena	 POL	64,63	96,945	64,72
2.	79	MÍKOVÁ Barbora	 CZE	65,02	97,530	64,71
3.	71	DÜRRWALD Sabrina	 GER	62,25	93,375	64,67
4.	72	ERNST Kathrin	 GER	65,47	98,205	62,74
5.	78	ŽEBROWSKA Jagoda	 POL	61,93	92,895	62,20
6.	77	PECYNA Natalia	 POL	67,92	101,880	61,79
7.	70	MAISEL Jana	 GER	61,73	92,595	
8.	81	BRONČKOVÁ Jana	 CZE	60,35	90,525	
9.	80	HAVELKOVÁ Tereza	 CZE	58,38	87,570	
10.	85	MIKSTIENE Vilma	 LIT	57,82	86,730	
11.	82	KLÄUSLER Alena	 AUT	57,61	86,415	
12.	84	SVIRBUTAVICIUTE Ugne	 LIT	56,93	85,395	
13.	86	MORILD Linnea	 SWE	54,02	81,030	
14.	75	JANKOVIČOVÁ Lucia	 SVK	53,90	80,850	
15.	91	ŽURGA Snežana	 CRO	53,33	79,995	
16.	92	BROVET Dunja	 CRO	52,60	78,900	
17.	83	STEINBERGER Sabine	 AUT	50,73	76,095	
18.	74	MÉMETHOVÁ Michaela	 SVK	0,00	0,000	



World Championship in Casting Sport 2009

CZECH REPUBLIC
ČESKÉ BUDĚJOVICE

9 – 13 September | České Budějovice | Czech Republic

Event 8: Multiplier Accuracy

Ladies

Rank	Start No.	Name	Nation	Points	Time	Final	
						Points	Time
1.	70	MAISEL Jana	GER	100	05:31,8	100	05:03,5
2.	73	GERLACH Jana	GER	85	05:19,1	80	05:18,8
3.	80	HAVELKOVÁ Tereza	CZE	65	06:53,8	80	06:34,1
4.	76	KUZA Magdalena	POL	90	04:04,6	75	04:08,7
5.	77	PECYNA Natalia	POL	65	05:14,7	60	04:42,8
6.	82	KLÄUSLER Alena	AUT	85	07:46,4	50	07:18,5
7.	72	ERNST Kathrin	GER	65	07:11,5		
8.	79	MÍKOVÁ Barbora	CZE	50	05:34,4		
9.	81	BRONČKOVÁ Jana	CZE	50	06:14,4		
10.	78	ŽEBROWSKA Jagoda	POL	45	04:44,6		
11.	86	MORILD Linnea	SWE	45	07:52,4		



World Championship in Casting Sport 2009

CZECH REPUBLIC
ČESKÉ BUDĚJOVICE











9 – 13 September | České Budějovice | Czech Republic

Event 9: Multiplier Distance Single Handed

World Record 98,22 m

Ladies

MAISEL Jana (GER)

Rank	Start No.	Name	Nation	Distance	Points	Final
1.	70	MAISEL Jana	 GER	88,99	133,485	85,83
2.	73	GERLACH Jana	 GER	83,38	125,070	84,35
3.	76	KUZA Magdalena	 POL	91,20	136,800	82,44
4.	72	ERNST Kathrin	 GER	91,69	137,535	82,38
5.	77	PECYNA Natalia	 POL	79,46	119,190	79,06
6.	81	BRONČKOVÁ Jana	 CZE	80,59	120,885	72,91
7.	82	KLÄUSLER Alena	 AUT	71,66	107,490	
8.	80	HAVELKOVÁ Tereza	 CZE	69,44	104,160	
9.	79	MÍKOVÁ Barbora	 CZE	66,76	100,140	
10.	78	ŽEBROWSKA Jagoda	 POL	56,59	84,885	



World Championship in Casting Sport 2009

CZECH REPUBLIC
ČESKÉ BUDĚJOVICE

9 – 13 September | České Budějovice | Czech Republic

Event 1 - 5 Pentathlon

Ladies

MAISEL Jana (GER)

Rank	Start No.	Name	Nation	D1	D2	D3	D4	D5	TOTAL
1.	82	KLÄUSLER Alena	AUT	100	104,40	96	85	86,415	471,815
2.	70	MAISEL Jana	GER	100	95,52	96	85	92,595	469,115
3.	79	MÍKOVÁ Barbora	CZE	85	92,08	90	90	97,530	454,610
4.	76	KUZA Magdalena	POL	90	80,76	90	95	96,945	452,705
5.	81	BRONČKOVÁ Jana	CZE	85	97,16	90	90	90,525	452,685
6.	80	HAVELKOVÁ Tereza	CZE	95	91,49	96	75	87,570	445,060
7.	71	DÜRRWALD Sabrina	GER	80	96,58	86	80	93,375	435,955
8.	77	PECYNA Natalia	POL	80	82,78	86	85	101,880	435,660
9.	84	SVIRBUTAVICIUTE Ugne	LIT	85	70,88	92	95	85,395	428,275
10.	72	ERNST Kathrin	GER	80	108,09	74	65	98,205	425,295
11.	85	MIKSTIENE Vilma	LIT	70	85,08	82	75	86,730	398,810
12.	75	JANKOVIČOVÁ Lucia	SVK	90	77,25	74	70	80,850	392,100
13.	83	STEINBERGER Sabine	AUT	65	83,20	78	85	76,095	387,295
14.	86	MORILD Linnea	SWE	65	79,53	90	65	81,030	380,560
15.	91	ŽURGA Snežana	CRO	50	59,60	98	90	79,995	377,595
16.	78	ŽEBROWSKA Jagoda	POL	60	75,18	88	55	92,895	371,075
17.	92	BROVET Dunja	CRO	60	73,22	64	55	78,900	331,120
18.	74	MÉMETHOVÁ Michaela	SVK	80	85,66	92	65	0,000	322,660



World Championship in Casting Sport 2009

CZECH REPUBLIC
ČESKÉ BUDĚJOVICE










9 – 13 September | České Budějovice | Czech Republic

Event 1 - 5,8-9 All Round

World Record 748,310

Ladies

MAISEL Jana (GER)

Rank	Start No.	Name	Nation	D1-5	D8	D9	TOTAL
1.	70	MAISEL Jana	 GER	469,115	100	133,485	702,600
2.	76	KUZA Magdalena	 POL	452,705	90	136,800	679,505
3.	82	KLÄUSLER Alena	 AUT	471,815	85	107,490	664,305
4.	72	ERNST Kathrin	 GER	425,295	65	137,535	627,830
5.	81	BRONČKOVÁ Jana	 CZE	452,685	50	120,885	623,570
6.	77	PECYNA Natalia	 POL	435,660	65	119,190	619,850
7.	80	HAVELKOVÁ Tereza	 CZE	445,060	65	104,160	614,220
8.	79	MÍKOVÁ Barbora	 CZE	454,610	50	100,140	604,750
9.	78	ŽEBROWSKA Jagoda	 POL	371,075	45	84,885	500,960










World Championship in Casting Sport 2009

CZECH REPUBLIC
ČESKÉ BUDĚJOVICE

9 – 13 September | České Budějovice | Czech Republic

Team Results 5 Camp

Ladies

Rank	Nation	Name 1	Points	Name 2	Points	Teamscore
1	 GER	MAISEL Jana	469,115	DÜRRWALD Sabrina	435,955	905,070
2	 CZE	MÍKOVÁ Barbora	454,610	HAVELKOVÁ Tereza	445,060	899,670
3	 POL	KUZA Magdalena	452,705	PECYNA Natalia	435,660	888,365
4	 AUT	KLÄUSLER Alena	471,815	STEINBERGER Sabine	387,295	859,110
5	 LIT	SVIRBUTAVICIUTE Ugne	428,275	MIKSTIENE Vilma	398,810	827,085
6	 SVK	MÉMETHOVÁ Michaela	322,660	JANKOVIČOVÁ Lucia	392,100	714,760
7	 CRO	ŽURGA Snežana	377,595	BROVET Dunja	331,120	708,715